

# RACK STUDS™



Introducing the revolutionary new **DUO**, the super-fast **1RU** mounting solution from Rackstuds™

Mounting 1RU equipment is now 3x faster than cage nuts while providing all the benefits of the Series II Rackstuds for easily mounting IT, Pro A/V, Security and Telecommunications equipment in 19" racks.

We've eliminated the need for washers and improved the leverage strength even further! Rackstuds™ **DUO**. Fast, simple, safe and very strong.

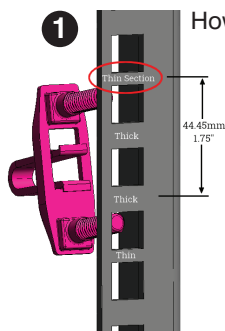
## Series II DUO

- **1RU solution only** but installs 3x faster
- Only 2 required. No washers needed
- All the benefits of the Series II design
- New nut with PZ2 screwdriver slot

**Universal Fit**  
For rails 2.0 - 3.2mm/0.0787 - 0.125"



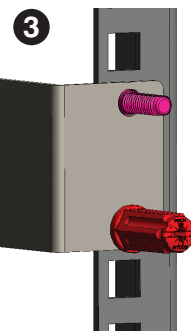
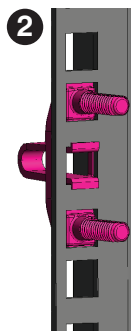
**Part Number:**  
RSLDUO-1RUB50-S2



How to Insert and Remove the Rackstuds™ DUO

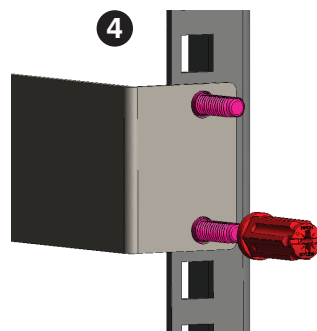
1. Ensure you locate the first Rackstud™ at the beginning of the 'RU' space indicated by the thin section above the hole. More info here [http://en.wikipedia.org/wiki/Rack\\_unit](http://en.wikipedia.org/wiki/Rack_unit).

2. Ensure the arrow on back of the DUO is pointing up, compress the spring and insert the DUO from behind the rail.




3. Mount your gear and apply pressure to the front face while thumbing on the nuts (bottom ones first).

**TO RELEASE:** Reverse the above procedure by removing the TOP nuts first, then the bottom ones while supporting your gear.



Rackstuds™ are NOT suitable for use in applications where the rack requires transportation when populated. The maximum equipment weight is 20kg (44lbs). By purchasing and using Rackstuds™ you agree, to the maximum extent permitted by law, that no party (including Rack Studs Limited) will have any liability to you whatsoever for any loss or damages (including any direct loss, loss of profit or anticipated profit, loss of revenue, loss of production, loss of goodwill or reputation, loss of use, loss of opportunity, loss of business, failure to realise anticipated savings, loss of any business opportunity and any other direct, indirect, special or consequential loss) resulting from the use or failure of Rackstuds™ or otherwise in respect of Rackstuds™ whether arising under contract, in tort, from breach of statutory duty or indemnity, or otherwise at law. Rack Studs Limited provides a very specific warranty (further detailed at [rackstuds.com/certification](http://rackstuds.com/certification)) and to the maximum extent permitted excludes all other warranties (whether express or implied) and all or any liability. If you do not agree to these terms please immediately return Rackstuds™ product to the place of purchase for a full refund.



For installations beyond 1RU, look to leverage the existing Series II Rackstuds™