


Cat6A S/FTP 26AWG Patch Lead, LSZH Jacket

NPLC6A26SXX



DESCRIPTION

The CERTECH Cat6A S/FTP 26AWG 10G patch leads, rated at 500MHz, are a high-quality networking cable designed to deliver superior performance for your data transmission needs. The cable features an S/FTP (Shielded Foiled Twisted Pair) construction, built with 26AWG pure copper conductors and a LSZH (Low Smoke Zero Halogen) jacket. These patch leads are engineered to meet the demands of modern networking environments, ensuring reliable and high-speed data transfer.

FEATURES

- Cat6A S/FTP 26AWG
- 100% third party tested and component level certified.
- UL and ETL verified.
- ROHS Compliant.
- Covered by a Lifetime warranty.
- GECA Claim Authenticated (PVC Free)

STANDARDS

- AS/CA S008:2020
- ISO/IEC 61935-2
- ANSI/TIA-568.2-D
- ISO/IEC 11801-(1-6)
- IEEE 802.3
- EN 50288-3-2
- IEC 60332-1-2
- ISO9001
- ISO14001

Name	IEEE Standard	Power at Port	Current/Disconnection under load
PoE	IEEE 802.3af	15.5	Compliant
PoE+	IEEE 802.3at	30W	Compliant
PoE++	IEEE 802.3bt (Type 3)	60W	Compliant
PoE++	IEEE 802.3bt (Type 4)	100W	Compliant

Available colours:



SIZES AVAILABLE

0.25m, 0.5m, 1m, 1.5m, 2m, 3m, 5m, 10m, 15m*, 20m*

15m and 20m only available in blue

PRODUCT CODE LEGEND

NPLC6A26S(XX)(XX)

Colour

BL = Blue
WH = White

Length

0.5 = 0.5m
10 = 10m

I.E

NPLC6A26SBL0.5
NPLC6A26SWH010

Colour	All Lengths (Metres)	Length*	Available Colour
BL = Blue	YL = Yellow	0.25, 0.5, 1, 1.5, 2, 3, 5, 10, 15, 20	0.25 - 10m
WH = White	PK = Pink		15m
BK = Black	PP = Purple		20m
GN = Green	RD = Red		
GY = Grey	OR = Orange		



INSTALLATION INFORMATION

Installing temperature	0°C to 50°C (32°F to 122°F)
Storage temperature	-40°C to 60°C (-40°F to 140°F), under static conditions
Operating temperature	-20°C to 60°C (-4°F to 140°F), under static conditions
Pulling tension	Max. 100N
Bend radius Min.	Min. 48mm (8x cable O.D.)
UL temperature rating	75°C

ELECTRICAL CHARACTERISTICS (IEC 61156-6)

DC resistance	Max. 14.0Ω/100m for each conductor (UL444)
DC resistance unbalance	Max. 2% within a pair at 20°C
DC resistance unbalance pair-pair	n/a
Dielectric strength	1KV d.c./0.7KV a.c. for 1min. or 2.5KV d.c./1.7KV a.c. for 2s
Insulation resistance	5000MΩ/km
Mutual capacitance	n/a
Capacitance unbalance pair-ground	Max. 160pF/100m, 1kHz at 20°C
Transfer impedance	Max. 100 mΩ/m at 100MHz, grade 1
Coupling attenuation	Min. 35dB at 1GHz, type II
Phase delay	Max. 536ns/100m at 500MHz
Delay skew	Max. 45ns/100m, from 4 to 500MHz at 20°C
Nominal velocity propagation	79.5% at 100MHz
Characteristic Impedance	100 ± 5Ω at 100MHz
PoE	60Vd.c., 4PPoE 100W, IEEE802.3bt type 4
UL voltage rating	300V (UL444)

CONSTRUCTION

Conductors	Bare copper, 26AWG, 7 x 0.156±0.003mm
Insulation	HDPE, O.D. 0.90±0.05mm
Foil Screen	Aluminum / PET on each pair
Braid	Tinned copper-clad steel, min. 30% coverage
Drain wire	n/a
Jacket	LSZH, 0.55mm thickness, O.D. 5.9±0.2mm
Mylar	n/a
Separator	n/a

CERTECH CAT6A S/FTP PATCH CABLE 26AWG 4PR LSZH AS/CA S00:2020
ISO/IEC/11801 CLASS EA & EN50288



SPECIFICATIONS

1. RJ45 plug:

- 1-1. Housing: 2 layer, polycarbonate, UL94V-2, clear colour.
- 1-2. Load bar: 2 layer, OD 1.0mm, polycarbonate, UL94V-2, clear colour.
- 1-3. Contact pin. Phosphor bronze.
- 1-4. Shield: Brass with nickel plating.
- 1-5. Finished: Min. 50 micro-inches gold plating over 50 micro-inches nickel plating on contact area.
- 1-6. Standard compliances: IEC60603-7 structure and dimensions.

2. Strain relief:

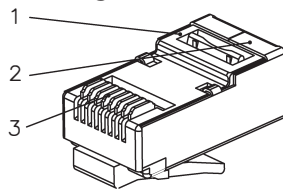
Assembly boot, OD 6.5mm, PC, UL94V-2, clear colour.

3. Cable:

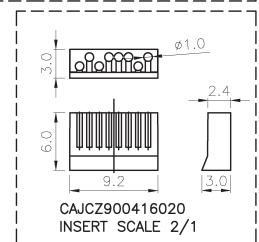
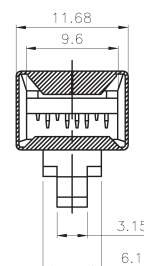
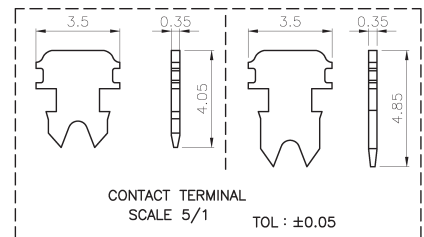
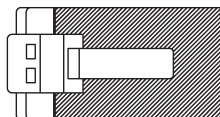
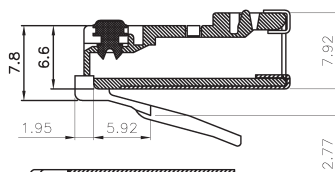
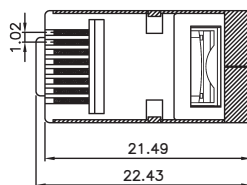
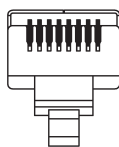
- 3-1. Cat6A S/FTP 4 twisted pairs.
- 3-2. Jacket OD: 5.9±0.2mm.
- 3-3. Conductors: 26AWG stranded copper.
- 3-4. Insulation: Skin-foam-skin PE.
- 3-5. Shield: Aluminum/PET on each pair
- 3-6. Braid: Tin plated copper covered steel wire, min.30% coverage.
- 3-7 Standard compliances:
 - a. Cat6A performance: ANSI/TIA-568.2-D, IEC61156-6.
 - b. Fire retardant: UL CM PVC: UL444, LSZH IEC60332-1-2 & IEC60332-3-24.

4. Patch cord:

- 4-1. ANSI/TIA-568.2-D Cat6A channel and connecting-hardware performance
- 4-2. ISO/IEC11801-1 class EA performance.
- 4-3. IEC61935-2 patch cord reliability.
- 4-4. Length available: 0.25m to 20m.



SCALE 2/1



5. Material:

- 1. Housing : Polycarbonate, clear colour.
- 2. Shield : Bronze with nickel plated
- 3. Contact Terminal : Phosphor bronze with nickel plated.
Finished : 50 micro-inch gold plating on surface contact area.

6. Performance:

- a. Operation Temperature : -10°C to 60°C.
- b. Cable to Plug Tensile Strength : 7.7 kgs.
- c. Use for 26 AWG stranded wires.

T568A wiring scheme	
PLUG A	PLUG B
DRAIN WIRE 9	9 DRAIN WIRE
BROWN 8	8 BROWN
WHITE BROWN 7	7 WHITE BROWN
ORANGE 6	6 ORANGE
WHITE BLUE 5	5 WHITE BLUE
BLUE 4	4 BLUE
WHITE ORANGE 3	3 WHITE ORANGE
GREEN 2	2 GREEN
WHITE GREEN 1	1 WHITE GREEN



Transmission Performance (IEC 61156-6, 100m, at 20°C)

Frequency MHz	Return loss Min. dB	Insertion loss Max. dB	NEXT Min. dB	PS NEXT Min. dB	ACRF Min. dB	PSACRF Min dB	TCL Min. dB
*1	20.0	3.1	75.0	72.3	68.0	65.0	40.0
4	23.0	5.7	66.3	63.3	56.0	53.0	34.0
100	19.0	28.7	45.3	42.3	28.0	25.0	20.0
250	17.3	46.6	39.3	36.3	20.0	17.0	16.0
500	17.3	67.9	34.8	31.8	14.0	11.0	n/a

