


OS2 Duplex Fibre Leads, LSZH Jacket



DESCRIPTION

YOFC EasyBand bending insensitive single mode fibre encompasses all the features of FullBand fibre and provides good resistance to macro-bending. It has low macro-bending sensitivity and low water-peak level. It is comprehensively optimized for use in O-E-S-C-L band (1260 - 1625 nm).

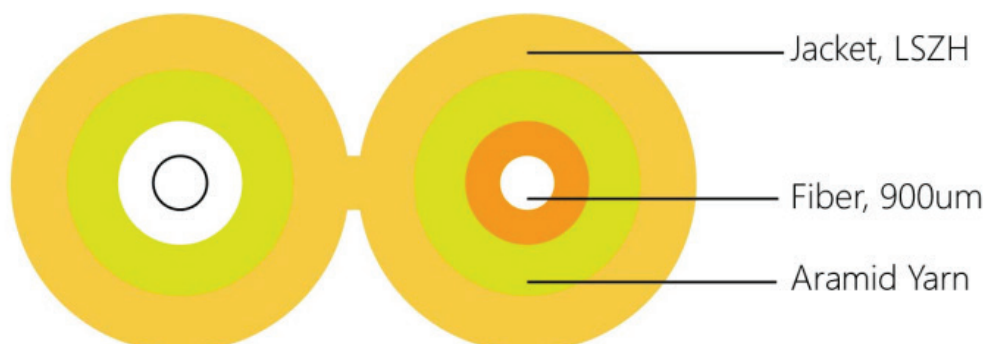
It offers good resistance to additional losses due to low macro-bending in the 1600 nm wavelength region. This not only supports L-band applications but also allows for easy installation without excessive care when storing the fibre, for example, in splicing cassettes.

APPLICATION

- Short pitch cables for special application
- High performance optical network operating in O-E-S-C-L band
- High speed optical routes in buildings (FTTx)
- Cables with low bending requirements

FEATURES


- Low attenuation satisfying the operation demand in O-E-S-C-L band
- Good bending loss resistance at short radius bends
- Low micro-bending loss for highly demanding cable designs including ribbons
- Low PMD satisfying high bit-rate and long distance transmission requirements
- Accurate geometrical parameters that ensure low splicing loss and high splicing efficiency





CHARACTERISTICS	CONDITIONS	SPECIFIC VALUES	UNITS
Optical Characteristics			
Attenuation	1310 nm 1383 nm (after H2-aging) 1460 nm 1550 nm 1625 nm	<0.35 <0.35 <0.25 <0.21 <0.23	[dB/km] [dB/km] [dB/km] [dB/km] [dB/km]
Attenuation vs. Wavelength Max. α difference	1285-1330 nm 1525-1575 nm	<0.03 <0.02	[dB/km] [dB/km]
Dispersion coefficient	1285-1340 nm 1550 nm 1625 nm	>-3.0 <3.0 <18 <22	[ps/(nm - km)] [ps/(nm - km)] [ps/(nm - km)]
Zero dispersion wavelength		1312 \pm 10	[nm]
Zero dispersion slope		<0.090	[ps/nm ² - km]
Typical value		0.086	[ps/nm ² - km]
PMD Maximum Individual Fibre Link Design Value (M=20, Q=0.01 %) Typical Value		<0.2 <0.1 0.04	[ps / \sqrt km] [ps / \sqrt km] [ps / \sqrt km]
Cable cutoff wavelength		<1260	[nm]
Mode field diameter (MFD)	1310 nm 1550 nm	9.0 \pm 0.4 10.1 \pm 0.5	[μ m] [μ m]
Effective group index of refraction (N_{eff})	1310 nm 1550 nm	1.466 1.467	
Point discontinuities	1310 nm 1550 nm	<0.05 <0.05	[dB] [dB]
Geometrical Characteristics			
Cladding diameter		124.8 \pm 0.7	[μ m]
Cladding non-circularity		<0.7	[%]
Coating diameter		245 \pm 5	[μ m]
Coating-cladding concentricity error		<12.0	[μ m]
Coating non-circularity		<6.0	[%]
Core-cladding concentricity error		<0.5	[μ m]
Curl (radius)		>4	[m]
Delivery length		2.1 to 50.4	[km/reel]
Environmental Characteristics (1310 nm, 1550 nm & 1625 nm)			
Temperature dependance Induced attenuation at	-60°C to +85°C	<0.05	[dB/km]
Temperature - humidity cycling Induced attenuation at	-10°C to + 85°C, 98% RH	<0.05	[dB/km]
Watersoak dependance Induced attenuation at	23°C, for 30 days	<0.05	[dB/km]
Damp heat dependance Induced attenuation at	85°C and 85% RH, for 30 days	<0.05	[dB/km]
Dry heat aging at	85°C	<0.05	[dB/km]
Mechanical Specification			
Proof test	off line	>9.0 >1.0 >100	[N] [%] [kpsi]
Macro-bend induced attenuation			




100 turns around a mandrel of 50 mm diameter	1550 & 1625 nm	<0.05	[dB]
10 turns around a mandrel of 30 mm diameter	1550 nm	<0.1	[dB]
10 turns around a mandrel of 30mm diameter	1625 nm	<0.3	[dB]
1 turn around a mandrel of 20mm diameter	1550 nm	<0.1	[dB]
1 turn around a mandrel of 20mm diameter	1625 nm	<0.5	[dB]
Coating strip force	Typical average force peak force	1.7 >1.3 <8.9	[N] [N]
Dynamic stress corrosion susceptibility parameter n _d (typical)	>20		

FLCLCOS2XX	Description	Connector Type
	LC - LC OS2 Duplex Fibre Patch Lead	LC to LC
	Lengths available (metres)	
	0.5, 1, 1.5, 2, 3, 5, 7, 10, 15, 20, 25, 30, 40, 50m	

FLLCSCOS2XX	Description	Connector Type
	LC - SC OS2 Duplex Fibre Patch Lead	LC to SC
	Lengths available (metres)	
	0.5, 1, 1.5, 2, 3, 5, 7, 10, 15, 20, 25, 30, 40, 50m	

FLSCSCOS2XX	Description	Connector Type
	SC - SC OS2 Duplex Fibre Patch Lead	SC to SC
	Lengths available (metres)	
	0.5, 1, 1.5, 2, 3, 5, 7, 10, 15, 20, 25, 30, 40, 50m	

FLSCASCAOS2XX	Description	Connector Type
	SCA - SCA OS2 Duplex Fibre Patch Lead	SCA TO SCA
	Lengths available (metres)	
	0.5, 1, 1.5, 2, 3, 5, 7, 10, 15, 20, 25, 30, 40, 50m	

