


OS2 Duplex Fibre Leads, LSZH Jacket



DESCRIPTION

YOFC EasyBand bending insensitive single mode fibre encompasses all the features of FullBand fibre and provides good resistance to macro-bending. It has low macro-bending sensitivity and low water-peak level. It is comprehensively optimized for use in O-E-S-C-L band (1260 - 1625 nm).

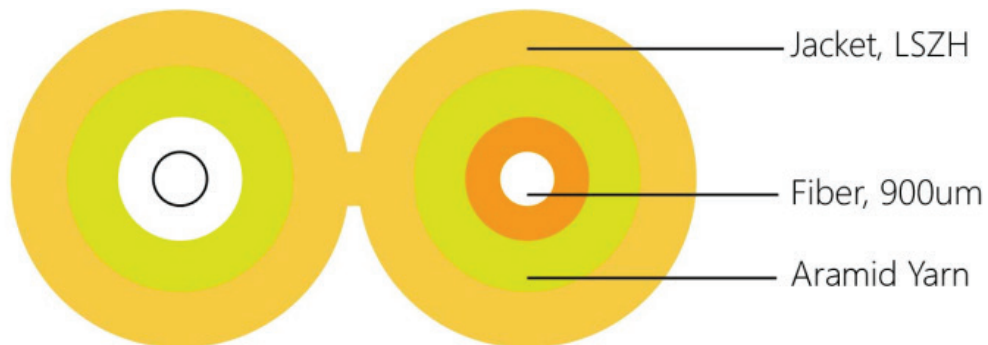
It offers good resistance to additional losses due to low macro-bending in the 1600 nm wavelength region. This not only supports L-band applications but also allows for easy installation without excessive care when storing the fibre, for example, in splicing cassettes.

APPLICATION

- Short pitch cables for special application
- High performance optical network operating in O-E-S-C-L band
- High speed optical routes in buildings (FTTx)
- Cables with low bending requirements

FEATURES

- Low attenuation satisfying the operation demand in O-E-S-C-L band
- Good bending loss resistance at short radius bends
- Low micro-bending loss for highly demanding cable designs including ribbons
- Low PMD satisfying high bit-rate and long distance transmission requirements
- Accurate geometrical parameters that ensure low splicing loss and high splicing efficiency





DESIGNED AND MANUFACTURED TO AUSTRALIAN STANDARDS AND CONDITIONS


CHARACTERISTICS	CONDITIONS	SPECIFIC VALUES	UNITS
Optical Characteristics			
Attenuation	1310 nm 1383 nm (after H2-aging) 1460 nm 1550 nm 1625 nm	<0.35 <0.35 <0.25 <0.21 <0.23	[dB/km] [dB/km] [dB/km] [dB/km] [dB/km]
Attenuation vs. Wavelength Max. <i>a</i> difference	1285-1330 nm 1525-1575 nm	<0.03 <0.02	[dB/km] [dB/km]
Dispersion coefficient	1285-1340 nm 1550 nm 1625 nm	>-3.0 <3.0 <18 <22	[ps/(nm - km)] [ps/(nm - km)] [ps/(nm - km)]
Zero dispersion wavelength		1312 ± 10	[nm]
Zero dispersion slope		<0.090	[ps/nm ² - km]
Typical value		0.086	[ps/nm ² - km]
PMD Maximum Individual Fibre Link Design Value (M=20, Q=0.01%) Typical Value		<0.2 <0.1 0.04	[ps/√km] [ps/√km] [ps/√km]
Cable cutoff wavelength		<1260	[nm]
Mode field diameter (MFD)	1310 nm 1550 nm	9.0 ± 0.4 10.1 ± 0.5	[um] [um]
Effective group index of refraction (N _{eff})	1310 nm 1550 nm	1.466 1.467	
Point discontinuities	1310 nm 1550 nm	<0.05 <0.05	[dB] [dB]
Geometrical Characteristics			
Cladding diameter		124.8 ± 0.7	[um]
Cladding non-circularity		<0.7	[%]
Coating diameter		245 ± 5	[um]
Coating-cladding concentricity error		<12.0	[um]
Coating non-circularity		<6.0	[%]
Core-cladding concentricity error		<0.5	[um]
Curl (radius)		>4	[m]
Delivery length		2.1 to 50.4	[km/reel]
Environmental Characteristics (1310 nm, 1550 nm & 1625 nm)			
Temperature dependance Induced attenuation at	-60°C to +85°C	<0.05	[dB/km]
Temperature - humidity cycling Induced attenuation at	-10°C to + 85°C, 98% RH	<0.05	[dB/km]
Watersoak dependance Induced attenuation at	23°C, for 30 days	<0.05	[dB/km]
Damp heat dependance Induced attenuation at	85°C and 85% RH, for 30 days	<0.05	[dB/km]
Dry heat aging at	85°C	<0.05	[dB/km]
Mechanical Specification			
Proof test	off line	>9.0 >1.0 >100	[N] [%] [kpsi]
Macro-bend induced attenuation			




100 turns around a mandrel of 50 mm diameter	1550 & 1625 nm	<0.05	[dB]
10 turns around a mandrel of 30 mm diameter	1550 nm	<0.1	[dB]
10 turns around a mandrel of 30mm diameter	1625 nm	<0.3	[dB]
1 turn around a mandrel of 20mm diameter	1550 nm	<0.1	[dB]
1 turn around a mandrel of 20mm diameter	1625 nm	<0.5	[dB]
Coating strip force	Typical average force peak force	1.7 >1.3 <8.9	[N] [N]
Dynamic stress corrosion susceptibility parameter n _d (typical)		>20	

FLCLCOS2XX	Description	Connector Type
	LC - LC OS2 Duplex Fibre Patch Lead	LC to LC
Lengths available (metres)		
0.5, 1, 1.5, 2, 3, 5, 7, 10, 15, 20, 25, 30, 40, 50m		

FLLCSCOS2XX	Description	Connector Type
	LC - SC OS2 Duplex Fibre Patch Lead	LC to SC
Lengths available (metres)		
0.5, 1, 1.5, 2, 3, 5, 7, 10, 15, 20, 25, 30, 40, 50m		

FLSCSCOS2XX	Description	Connector Type
	SC - SC OS2 Duplex Fibre Patch Lead	SC to SC
Lengths available (metres)		
0.5, 1, 1.5, 2, 3, 5, 7, 10, 15, 20, 25, 30, 40, 50m		

FLSCASCAOS2XX	Description	Connector Type
	SCA - SCA OS2 Duplex Fibre Patch Lead	SCA TO SCA
Lengths available (metres)		
0.5, 1, 1.5, 2, 3, 5, 7, 10, 15, 20, 25, 30, 40, 50m		

